

Program overview

No.	Program	Date	Targets	Viewing method	Entrance	
					Targets	Method
1	Awarding ceremony	March 15	Registered participants	Zoom Meeting	Chairpersons/ speakers	Entrance guide sheet
				Streaming via Vimeo	Viewers	Program Searching Site
			Public	Streaming via Youtube live		Annual meeting website
2	Award lectures	March 15	Registered participants	Zoom Meeting	Chairpersons/ speakers	Entrance guide sheet
				Streaming via Vimeo	Viewers	Program Searching Site
3	General lectures	9 am March 15 to 6 pm March 18	Registered participants	On-demand view	Chairpersons/ speakers	Program Searching Site
		March 16 to 18		Zoom Meeting	Viewers	
4	Symposia	March 16 to 18	Registered participants	Zoom webinar	Chairpersons/ speakers	Entrance guide sheet
					Viewers	Program Searching Site
			Partly open to public			Informed by personalized email
5	Sponsored seminar	March 16 to 18	Registered participants	Zoom webinar	Chairpersons/ speakers	Entrance guide sheet
					Viewers	Program Searching Site
6	Junior JSBBA	9 am March 15 to 6 pm March 18	Registered participants	On-demand view	All participants	Program Searching Site
		March 16		Spatial.chat		
7	Industry-academia- government exchange forum	March 18	Registered participants	Zoom webinar	Chairpersons/ speakers	Entrance guide sheet
					Viewers	Program Searching Site
			Public			Informed by personalized email
8	Nougeikagaku-related co	March 16 to 18	Registered participants	Spatial.chat	All participants	Program Searching Site
9	On-line exhibition	March 16 to 18	Registered participants	Spatial.chat	All participants	Program Searching Site
10	Meeting room	March 16 to 18	Registered participants	Spatial.chat	All participants	Program Searching Site

※The "viewers" refer to those other than the moderators, chairpersons and speakers in the session.

General overview

Attending as an audience

Attending as a chairperson or a speaker

General lectures
(Zoom Meeting)

Others
(Zoom Webinar)

Annual meeting website



Click
【大会プログラム検索】



Type login ID
and password to login

Enter according to
"Entrance guide sheet" for
each program

※The relevant persons are already
registered as panelists for each
program.

【My page】

Clicking the program of your choice will start Zoom
and guide you into the sessions.

Enter as a panelist

Attention for the Programs via Webinar

Please note that the ways to enter the room for programs held by Webinar are different between [chairperson/speaker] and [viewer].

Chairperson/speaker enters as the panelist.

* Panelist can use camera, microphone and screen sharing.

Viewers cannot use camera, microphone and screen sharing.

General Outline

How to participate in each program

Each program will have a different method of participation.
In addition, the method of entry differs in some programs depending on your role: as a chairperson / facilitator / speaker, or as an audience.
Please check the entry method for each program before participating.

Program Searching Site

To enter each program, log in to [Participant My Schedule Login] on the conference program search site (<https://jsbba2.bioweb.ne.jp/jsbba2021/>)
A user ID and password are required to log in. Use of My Schedule is available only to those who have registered for the annual meeting and paid the registration fee.

Name notation rule in Zoom

During the conference, please obey the following name notation rules for programs using Zoom:

"Name (Affiliation)"

Example) Smith, John (BBA Univ.)

How to participate in the programs using Zoom breakout room function

[Download Zoom application]

https://zoom.us/download#client_4meeting

[Check for the latest version]

Please make sure that you have the latest version of the Zoom application before starting.
Please refer to the following for how to check for the latest version of the application.

<https://support.zoom.us/hc/ja/articles/201362233>

Poster Q&A/discussion session will be in breakout room format.

You will need to download the Zoom application to freely move around the breakout room.

What is the breakout room function?

This function allows you to set up additional individual meeting rooms within a meeting room.

Meeting room - the main room (large room)

Breakout room...Small room set up inside a meeting room

※This is a part of Zoom meeting; the camera and microphone can be used freely by anyone.

Request for confirmation of video/audio/screen sharing operation

Please confirm how to operate each function in advance.

<https://support.zoom.us/hc/ja/categories/201137166>

Inquiry

Where to call

During the meeting period (March/15~18)
Inquiries about room entry, etc. are accepted at the following numbers.
The telephone number for inquiries depends on the question.

March 15

Partici- pants	[general matters] TEL 03-3811-8789
Chair- persons / Speakers	[general matters] TEL 090-1898-5398

March 16 - 18

Partici- pants	[general matters] TEL 070-8968-4436 / 070-8952-7164
Chair- persons / Speakers	[general matters] TEL 090-1898-5398

***If the line is busy, please wait a moment and call back.**

Inquiry by e-mail: jsbba online@ech.co.jp

Rehearsals

For those who do not know Zoom and breakout rooms, and/or are not familiar with presenting in a webinar, we will set up an opportunity of rehearsals in advance. Please participate in the rehearsal session before the presentation to make confirmation.

Zoom will be open for breakout rooms and webinar connection testing guidance, respectively, during the following schedule from March 15 to 18.
If you would like to conduct a connection test separately from the program, please enter the room from the URL below and check it out. Staff will be available to guide you if necessary.

March 15, Tue	General lectures (Poster Q&A)	Time	Zoom URL https://zoom.us/j/ Meeting ID:
		10:30~12:00	
		Time	Zoom URL https://zoom.us/j/ Webinar ID:
		13:30~15:00	
March 16, Wed	Zoom Webinar	Time	Zoom URL https://zoom.us/j/ Webinar ID:
		15:30~17:00	
	General lectures (Poster Q&A)	Time	Zoom URL https://zoom.us/j/ Meeting ID:
		8:00~10:30	
March 17, Thu	Zoom Webinar	Time	Zoom URL https://zoom.us/j/ Webinar ID:
		13:30~15:00	
	General lectures (Poster Q&A)	Time	Zoom URL https://zoom.us/j/ Meeting ID:
		15:30~17:00	
March 18, Fri	Zoom Webinar	Time	Zoom URL https://zoom.us/j/ Webinar ID:
		13:30~15:00	
	General lectures (Poster Q&A)	Time	Zoom URL https://zoom.us/j/ Meeting ID:
		8:00~10:30	

1	Awarding ceremony	March 15
----------	--------------------------	-----------------

Delivery ①	Vimeo (Live streaming)	Registered participants only
Attend as a chairperson and a speaker	Chairpersons, speakers, and award winners are asked to enter the Zoom meeting room, which will be emailed separately.	
Attend as an audience	Please log in to My Schedule from the Program Search Site (https://jsbba2.bioweb.ne.jp/jsbba2022/) and click the relevant button to enter Zoom.	
Q&A	No Q&A will be held.	

Delivery ②	YouTube Live	Open to public
How to view	<p>【General participants】 URL for viewing will be sent by e-mail.</p> <p>Available separately on the convention website (https://www.jsbba.or.jp/2022/) by clicking on the relevant button.</p> <p>* If you wish to view the video without registration, you need to apply in advance. How to apply: https://cloud.dynacom.co.jp/form/g/jsbbaoffice/f_45/index.php</p>	

2	Award lectures	March 15
----------	-----------------------	-----------------

Delivery ①	Vimeo (Live streaming)	Registered participants only
Attend as a chairperson or a speaker	Chairpersons, speakers, and award winners are asked to enter the Zoom meeting room, which will be emailed separately.	
Attend as an audience	Please log in to My Schedule from the program search site (https://jsbba2.bioweb.ne.jp/jsbba2022/) and click the relevant button to enter Zoom.	
Q&A	No Q&A will be held.	

3	General lectures	On-demand view: March 15, 9 am – March 18, 6 pm Q&A: March 16 -18
----------	-------------------------	----------------------------------------------------------------------------------------

On-demand view	
How to view	Each presentation data will be available for viewing from 9 am on March 15 to 6 pm on March 18. You can log in to MySchedule from the Program Search Site (https://jsbba2.bioweb.ne.jp/jsbba2022/). There is a browsing page and you can submit questions.

[Please confirm!] Participating Q&A sessions

- * Q&A sessions will be held LIVE using Zoom breakout room function**
- * Presentation data are posted on the Program Search Site until 6 pm on March 18, so please be sure to view them before attending.**



Q&A session	
Delivery	Zoom Meeting (using breakout room function)
How to participate	Please log in to My Schedule from the Program Search Site (https://jsbba2.bioweb.ne.jp/jsbba2022/) and click the relevant button to enter Zoom.
For facilitators and speakers	When entering the meeting room, please inform the management staff by voice that you have entered the room (if not, we will not be able to confirm your presentation). After that, please move to the designated breakout room by yourself.
For audience	After entering the meeting room, select the desired breakout room on the Zoom screen and move to it.
About breakout room function	<p>Breakout rooms are set up in the meeting room for each abstract number. All participants are requested to move into the breakout rooms on their own.</p> <p>*The Zoom application is needed to move into the breakout room. Please do not participate using a browser.</p> <p>*Please make sure that your Zoom app is the latest version before participating.</p> <p>Downloading Zoom application https://zoom.us/download#client_4meeting</p> <p>Check for the latest version https://support.zoom.us/hc/ja/articles/201362233</p>
Start and end of presentation	<p>The management staff will provide the following information for all participants.</p> <p>Start: "Please begin the Q&A session."</p> <p>The announces will be given 5 and 1 minute before the end time.</p> <p>End: "Time is up. We will now end the session." (Zoom will be closed in 1 minute.)</p>

3	General lectures	On-demand view: March 15, 9 am – March 18, 6 pm Q&A: March 16 -18
----------	-------------------------	----------------------------------------------------------------------------------------

Question and discussion	All participants can use the camera and microphone in the Zoom Meeting. When making a question, please turn on the microphone and the camera, and tell first your name and affiliation first to the presenter
Other notes	<p>【Entering the room before the session starts】 You will be placed in the waiting room once you select the "Meeting Room". The management staff will allow you to go into the meeting room 15 minutes before the session start time, then please move into the breakout room of your choice by yourself.</p> <p>【Entering the room in the middle of a session】 You can enter the meeting room directly without going through the waiting room. Each breakout room in a meeting room has parallel Q&A sessions going on at the same time. When moving <i>between breakout rooms</i>, you can move directly from one breakout room to another on the Zoom screen without going through the waiting room. When moving <i>between meeting rooms</i>, please exit the meeting room and select a different meeting room from the Program Search Site. Each meeting room will be attended by the management staff. If you have any questions, please ask them to turn on the microphone. Please note that microphones and chat are not available in the waiting rooms.</p> <p>【How the sessions are proceeded】 The facilitator will not introduce the speakers. Please start the Q&A session in each breakout room at the scheduled time. Presenters are requested to share their presentation data on the screen and discuss with the participants as needed. When the time is up, the meeting room will be closed by the management.</p>

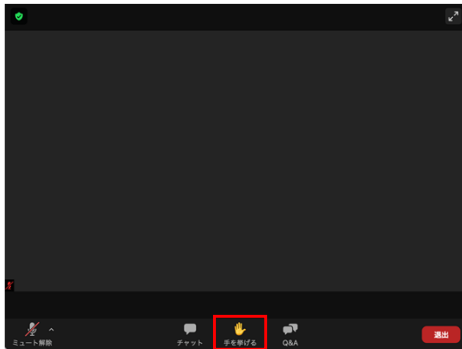


Attention

If you have any concerns about how to operate the breakout rooms, please make sure to attend the connection guidance provided separately before entering the corresponding Zoom room, regardless of whether you are the chairperson, speaker, or viewer. (see page 5)

4	Symposia	March 16 - 18
Delivery	Zoom Webinar	
Attend as a chairperson or a speaker	<p>Chairpersons and speakers will be registered as the Zoom panelists. Please enter according to [Entrance guidance sheet] (PDF)</p> <p>* [Entrance guidance sheet] (PDF) will be emailed separately to the relevant persons.</p>	
Attend as an audience	<p>Please log in to My Schedule from the Program Search Site (https://jsbba2.bioweb.ne.jp/jsbba2022/) and click the relevant button to enter Zoom.</p>	
Questions and discussion	<p>If you wish to ask a question, please click [raise hand] and wait. The chairperson will make a nomination. If you are nominated, you will be asked to unmute from the management staff, then please click [unmute] and speak.</p> <p>* The nominated person will be able to use the microphone only at that time. Please ask your question orally. * If you are attending as a viewer, you will not be able to use the microphone and camera.</p> <p>The management staff will give you permission to temporarily use the microphone and camera only when you ask the questions.</p> <div style="display: flex; justify-content: space-around; align-items: flex-end;"> <div style="text-align: center;">  <p>Click [Raise hand]</p> </div> <div style="text-align: center;">  <p>Click [Unmute]</p> </div> </div>	


4	Symposia	March 16 - 18
<p>Symposia open to public</p> <p>* No specific application is needed for the registrants of annual meeting.</p>		<p>Some programs are open to the public and can be viewed by non-registrants. Non-registrants need to apply in advance.</p> <p>[2AJ] Joint symposium with the Japanese Association for the Study of Taste and Smell "Brain-nerve basis that regulates the action of eating and drinking"</p> <p>March 16 (Wed) 16:00-18:30 [where to apply] https://cloud.dynacom.co.jp/form/g/jsbbaoffice/f_65/index.php</p> <p>[3AJ] Joint symposium with the Japanese Society for Bacteriology "Understanding the structure and dynamics of micro flora"</p> <p>March 17 (Thu) 16:00-18:30 [where to apply] https://cloud.dynacom.co.jp/form/g/jsbbaoffice/f_66/index.php</p> <p>[4AC] Symposium proposed by the Organizing Committee "What is going on in Agricultural Chemistry now?"</p> <p>March 18 (Fri) 16:00-18:30 [where to apply] https://cloud.dynacom.co.jp/form/g/jsbbaoffice/f_67/index.php</p> <p>[4BS] Novel food sciences explored by composite approach</p> <p>March 18 (Fri) 16:00-18:30 [where to apply] https://cloud.dynacom.co.jp/form/g/jsbbaoffice/f_51/index.php</p> <p>* Information for viewing will be emailed separately to the applicant.</p>

5	Sponsored seminar	March 16 - 18
---	-------------------	---------------

Delivery	Zoom Webinar
Attend as a chairperson or a speaker	<p>Chairpersons and speakers will be registered as the Zoom panelists. Please enter according to [Entrance guidance sheet] (PDF) * [Entrance guidance sheet] (PDF) will be emailed separately to each sponsor. * Sponsors are also requested to enter according to [Entrance guidance sheet] (PDF) * The room is open 60 minutes prior to the start of the lecture to prepare for the lecture.</p>
Attend as an audience	<p>Please log in to My Schedule from the Program Search Site (https://jsbba2.bioweb.ne.jp/jsbba2022/) and click the relevant button to enter Zoom.</p>
Questions and discussion	<p>The method of taking questions will vary for each sponsored seminar.</p> <p>Using [raise hand] function If you wish to ask a question, please click [raise hand] and wait. The chairperson will make a nomination. If you are nominated, you will be asked to unmute from the management staff, then please click [unmute] and speak. * The nominated person will be able to use the microphone only at that time. Please ask your question orally. * If you are attending as a viewer, you will not be able to use the microphone and camera. The management staff will give you permission to temporarily use the microphone and camera only when you ask the questions.</p> <div style="display: flex; justify-content: space-around; align-items: flex-end;"> <div style="text-align: center;">  <p>Click [Raise hand]</p> </div> <div style="text-align: center;">  <p>Click [Unmute]</p> </div> </div> <p>Using [Q&A] function Questions can be typed in using Zoom's Q&A feature. You can also input your questions during the lecture. The chairperson will ask questions on your behalf after the lecture. Due to the limited time of the event, we may not be able to answer all questions. We ask for understanding. All questions will be visible to all participants.</p> <div style="text-align: center; margin-bottom: 10px;">  </div> <p>* If you have any questions, please click [Q&A] and type in your question.</p>

6	Junior JSBBA	On-demand view: March 15, 9 am – March 18, 6 pm Q&A: March 16 -18
----------	---------------------	----------------------------------------------------------------------------------------



On-demand view	
How to view	Each presentation data will be available for viewing from 9 am on March 15 to 6 pm on March 18. You can log in to MySchedule from the Program Search Site (https://jsbba2.bioweb.ne.jp/jsbba2022/). There is a browsing page and you can submit questions.

Q&A session	
Delivery	Spatial.Chat
How to participate	Please log in to My Schedule from the Program Search Site (https://jsbba2.bioweb.ne.jp/jsbba2022/) and click the relevant button to enter Spatial.Chat.
For the high schools	<p>【Entrance】 A pair of ID and password will be given to each school. Please log in to My Schedule from the Program Search Site (https://jsbba2.bioweb.ne.jp/jsbba2022/) and click the relevant button to enter Spatial.Chat.</p> <p>【After entrance】 After entering Spatial.Chat, please tell the management staff that you are in. The staff will confirm your attendance.</p>
In the Spatial.Chat	<p>One slot in Spatial.Chat room is set for each presentation. Presenters will stand in their own slots during the core-time, and the participants will choose the "table" of their choice.</p>  <p>* Three posters ("tables") will be set in one room.</p> <p>* Although the setting is such that only those nearby can hear the voice, other voices may be heard in some environments. In that case, please move closer to the person you want to hear.</p>



6	Junior JSBBA	On-demand view: March 15, 9 am – March 18, 6 pm Q&A: March 16 -18
Start and end of presentation	<p>The management staff will provide the following information for all participants.</p> <p>Start: "Please begin the Q&A session."</p> <p>The announces will be given 5 and 1 minute before the end time.</p> <p>End: "Time is up. We will now end the session."</p>	
Recommended browser	<ul style="list-style-type: none"> •Google Chrome •Firefox •Microsoft Edge <p>* Spatial.Chat also recommends Safari, but in our testing environment, we have seen cases where Safari does not work well.</p> <p>* If you have problems after entering the room, please change your browser and enter the room again.</p>	

7	Industry-academia-government exchange forum	March 18
Delivery	Zoom Webinar	
Attend as a chairperson or a speaker	<p>Chairpersons and speakers will be registered as the Zoom panelists. Please enter according to [Entrance guidance sheet] (PDF)</p> <p>* [Entrance guidance sheet] (PDF) will be emailed separately to the relevant persons.</p>	
Attend as an audience	<p>Please log in to My Schedule from the Program Search Site (https://jsbba2.bioweb.ne.jp/jsbba2022/) and click the relevant button to enter Zoom.</p>	
Questions and discussion	<p>Questions can be typed in using Zoom's Q&A feature. You can also input your questions during the lecture. The chairperson will ask questions on your behalf after the lecture. Due to the limited time of the event, we may not be able to answer all questions. We ask for understanding. *All questions will be visible to all participants.</p> <div data-bbox="499 987 1489 1133"> </div> <p>* If you have any questions, please click [Q&A] and type in your question.</p>	
Public view * No specific application is needed for the registrants of annual meeting.	<p>This forum is open to the public and can be viewed by non-registrants. Non-registrants need to apply in advance.</p> <p>【where to apply】 https://cloud.dynacom.co.jp/form/g/jsbbaoffice/vkCHHp7UVS/index.php</p>	



8	Nougeikagaku-related company information session	March 16 - 18
---	---------------------------------------------------------	----------------------

Delivery	Spatial.Chat
How to participate	Please log in to My Schedule from the Program Search Site (https://jsbba2.bioweb.ne.jp/jsbba2022/) and click the relevant button to enter Spatial.Chat.
For the presenting companies	<p>【Entrance】 Two pairs of ID and password will be issued for each company. Please log in to My Schedule from the Program Search Site (https://jsbba2.bioweb.ne.jp/jsbba2022/) and click the relevant button to enter Spatial.Chat.</p> <p>【After entrance】 After entering Spatial.Chat, please move to the assigned room and get ready.</p>
In the Spatial.Chat	<p>This session is attached to On-line Exhibition and Meeting Room in Spatial.Chat</p> <p>① Entering Spatial.Chat will guide you to "General information" room.</p>  <p>② One room is assigned for each company.</p>  <p>* Although the setting is such that only those nearby can hear the voice, other voices may be heard in some environments. In that case, please move closer to the person you want to hear.</p>
Recommended browser	<ul style="list-style-type: none"> •Google Chrome •Firefox •Microsoft Edge <p>* Spatial.Chat also recommends Safari, but in our testing environment, we have seen cases where Safari does not work well.</p> <p>* If you have problems after entering the room, please change your browser and enter the room again.</p>

9	On-line exhibition	March 16 - 18
----------	---------------------------	----------------------

Delivery	Spatial.Chat
How to participate	Please log in to My Schedule from the Program Search Site (https://jsbba2.bioweb.ne.jp/jsbba2022/) and click the relevant button to enter Spatial.Chat.
For exhibitors	<p>Two pairs of ID and password will be issued for each exhibitor. Please log in to My Schedule from the Program Search Site (https://jsbba2.bioweb.ne.jp/jsbba2022/) and click the relevant button to enter Spatial.Chat.</p> <p>【After entrance】 After entering Spatial.Chat, please move to the assigned room and get ready.</p>
Spatial.Chat内について	<p>On-line exhibition is attached to Company information session and Meeting Room in Spatial.Chat</p> <p>① Entering Spatial.Chat will guide you to "General information" room.</p>  <p>② One to three exhibitors are assigned for one room (the number depends on the application).</p>  <p>* Although the setting is such that only those nearby can hear the voice, other voices may be heard in some environments. In that case, please move closer to the person you want to hear.</p>
Recommended browser	<ul style="list-style-type: none"> •Google Chrome •Firefox •Microsoft Edge <p>* Spatial.Chat also recommends Safari, but in our testing environment, we have seen cases where Safari does not work well. * If you have problems after entering the room, please change your browser and enter the room again.</p>

10	Meeting room	March 16 - 18
-----------	---------------------	----------------------

Delivery	Spatial.Chat
How to participate	<p>Please log in to My Schedule from the Program Search Site (https://jsbba2.bioweb.ne.jp/jsbba2022/) and click the relevant button to enter Spatial.Chat.</p>
In the Spatial.Chat	<p>Meeting rooms are attached to On-line exhibition and company information session in Spatial.Chat</p> <p>① Entering Spatial.Chat will guide you to "General information"</p>  <p>② Meeting rooms are in in the On-line exhibition</p>  <p>* Please freely use any available space in the room.</p> <p>* Although the setting is such that only those nearby can hear the voice, other voices may be heard in some environments. In that case, please move closer to the person you want to hear.</p>
Recommended browser	<ul style="list-style-type: none"> •Google Chrome •Firefox •Microsoft Edge <p>* Spatial.Chat also recommends Safari, but in our testing environment, we have seen cases where Safari does not work well.</p> <p>* If you have problems after entering the room, please change your browser and enter the room again.</p>